



**Mediterranean Memorandum of
Understanding on Port State Control**

Draft

Annual Report 2018

(Published 2019)



FOREWORD

We are pleased to present the Annual Report on Port State Control in the Mediterranean region for year 2018, which published under the auspices of the Port State Control Committee of the Mediterranean MoU.

The 10 members of the memorandum have carried out 5,343 inspections; the number of detentions was 142 in 2018.

The Med MoU Committee meeting received a kind invitation from the Maritime Authority of Georgia to host the 20th Committee meeting. The port town of Batumi hosted the Georgia International Maritime Forum (GIMF 2018) on 12th-13th September 2018 in parallel with The 20th Med MoU Committee meeting on 12th-14th September 2018. The GIMF is dedicated to the 70th anniversary of the International Maritime Organization. This was an important landmark event for the Med MoU.

There are several notable developments in the Med MOU in 2018, the new information system for the Mediterranean Memorandum of Understanding on Port State Control: THETIS-Med presented at the 20th Committee meeting, it will be used by the PSCOs across the Mediterranean to select ships for inspection and report inspections' results. A Concentrated Inspection Campaign (CIC) n "MARPOL Annex-VI" was carried out from 1 September to 30 November 2018. Throughout the year 2018 the Med MoU Secretariat has continued to develop the quality system in order to improve service which has been certified for, ISO 9001:2015.

This annual report highlights the developments and activities of the Med MOU in 2018. Moreover, the report also provides port State control statistics and analysis on the results of inspections carried during 2018.

We would like to thank all the members of the Management Advisory Board (MAB) who continued to serve the Med MoU throughout 2018 and all of the Committee Member States for their support during the year and we would like especially to thank all of the Med MoU Port State Control Officers and their Administrations for their excellent work throughout the year.



*Chairman
Port State Control Committee
Capt. Mark A. Chapelle*



*Secretary General
Med MoU Secretariat
Adm. Mokhtar Ammar*

CONTENTS

OVERVIEW

Introduction	4
Relevant instruments	4
The Committee	5
Management Advisory Board Meetings (MAB)	6
Information Center (CIMED)	7
Concentrated Inspection campaign (CIC)	7
Co-operation With IMO	8
Co-operation With European Commission	8
Co-operation With Paris MoU	9
Co-operation With Black Sea MoU	9
Co-operation With Tokyo MoU	9
Co-operation With Indian Ocean MOU	9
Annual Statistical Report 2018	10

STATISTICAL ANNEXES

Contribution of Mediterranean MoU Members to Inspections / Detentions in Year 2012-2018	12
Number of inspections	
Number of detentions	
detentions in % of inspections	
Inspections for year 2018	14
Annual Figure	
Statistics Summary 2018	15
Summary Inspection/Detention/inspection with deficiencies	
Number of Inspections, Detentions and Inspections with deficiencies per member state	
Number and % of inspection, deficiencies and detention per ship's type	
Number and % of nature of deficiencies	
Number and % of inspection, detention and detention's percentage per major Classification Society	
Detailed annual figures 2018	20
Detail inspection/detention/ % per Flag Administration	
Nature of deficiency number detailed by Flag Administration	
Med MoU Secretariat Contact Details	26
CIMED Contact Details	26
Med MoU Member States focal points	27

OVERVIEW

Introduction:

This Annual Report published under the auspices of the Med MoU Committee on PSC. This annual report is the thirteenth issue and covers port State control activities and developments in the year 2018.

In accordance with the provisions of the Memorandum, the Authorities which have signed and formally accepted the Memorandum or which have been accepted with unanimous consent of the port State control committee would become full members.

Currently, the Memorandum has 10 full members namely: Algeria, Cyprus, Egypt, Israel, Jordan, Lebanon, Malta, Morocco, Tunisia and Turkey.

The Port State Control Committee established for Monitoring and controls the implementation and on-going operation of the Memorandum.

The Committee consists of representatives of the member Authorities and also observers from the maritime Authorities and the inter-governmental organizations which have been granted observer status by the committee, namely: International Maritime Organization (IMO), International Labour Organization (ILO), European Commission (EC), Paris MoU, Black Sea MoU and the US Coast Guard.

The Secretariat of the Memorandum is located in Alexandria, Egypt and its Information Centre in Casablanca, Morocco.

Relevant instruments:

- 1) The International Convention on Load Lines, 1966 (LOAD LINES 66);
- 2) the Protocol of 1988 relating to the International Convention on Load Lines, 1966 (LL PROT 88);
- 3) The International Convention for the Safety of Life at Sea, 1974 (SOLAS 74);
- 4) The Protocol of 1978 relating to the International Convention for the Safety of Life at Sea, 1974 (SOLAS PROT 78);
- 5) The Protocol of 1988 relating to the International Convention for the Safety of Life at Sea, 1974 (SOLAS PROT 88);
- 6) The International Convention for the Prevention of Pollution from Ships, 1973, as modified by the Protocol of 1978 relating thereto, and as further amended by the Protocol of 1997 (MARPOL);
- 7) The International Convention on Standards of Training, Certification and Watch keeping for Seafarers, 1978 (STCW 78);
- 8) The Convention on the International Regulations for Preventing Collisions at Sea, 1972 (COLREG 72);
- 9) the International Convention on Tonnage Measurement of Ships, 1969 (TONNAGE 69);
- 10) The Merchant Shipping (Minimum Standards) Convention, 1976 (ILO Convention No. 147) (ILO 147);
- 11) The Protocol of 1996 of the Merchant Shipping (Minimum Standards) Convention, 1976 (ILO Convention No. 147) (ILO147);
- 12) The Maritime Labour Convention, 2006 (MLC 2006);

- 13) The International Convention on Civil Liability for Oil Pollution Damage, 1969 (CLC 1969);
- 14) Protocol of 1992 to amend the International Convention on Civil Liability for Oil Pollution Damage, 1969 (CLC PROT 1992);
- 15) International Convention on the Control of Harmful Anti-Fouling Systems on Ships, 2001 (AFS 2001);
- 16) The International Convention on Civil Liability for Bunker Oil Pollution Damage, 2001;
- 17) The International Convention for the Control and Management of Ships' Ballast Water and Sediments (BWM).

THE COMMITTEE

The Twentieth Committee Meeting was held in Batumi, Georgia from 12 to 14 September 2018. The meeting was attended by the representatives of the member Authorities of Cyprus, Egypt, Malta, Morocco and Turkey, observers from the European Maritime Safety Agency (EMSA). The Maritime Administration of Georgia was presented during the opening session of the meeting.



The Med MoU 20th Committee meeting 12th – 14th September 2018 (Batumi, Georgia)

Important outcomes of this meeting:

- The Committee meeting approved to follow the 2019 CIC on “Emergency Systems” including electrical systems and equipment covered by SOLAS Chapter II-1 jointly prepared by Paris MoU and Tokyo MoU.
- The Committee meeting approved the renewal of the Data Exchange Agreement with Genscape Vesseltracker for a period of three years starting from 1st day of March 2018 till 28th February 2021.
- The Committee meeting discussed the ongoing development of the new system “THETIS-Med” which will be developed by EMSA within the activities of the SAFEMED-IV project and agreed to establish a Steering Committee in order to be able to take decisions in between the Med MoU MAB, Committee meetings and decided to include the Secretariat, CIMED, Cyprus, Malta and Morocco within the Steering Committee.



The Med MoU 20th Committee meeting 12th – 14th September 2018 (Batumi, Georgia)

MANAGEMENT ADVISORY BOARD MEETINGS (MAB)

The Management Advisory Board for the Mediterranean Memorandum of Understanding on Port State Control met two times in year 2018. Cyprus, Egypt, Lebanon and Turkey were MAB members in 2018.

- The Twentieth meeting took place in Limassol, Cyprus from 26th – 27th June 2018.
- The Twenty-first meeting took place in Batumi – Georgia on 12th of September 2018.

MAB Minutes:

Through two meetings following are the outline remarks on the MAB Minutes:

- The MAB requested the Secretariat of the Med MoU on PSC to draft a Policy for the consideration and acceptance of new member States and other Organizations meriting either ‘Full’ or ‘Observer’ status to the Med MoU on PSC.
- The MAB meeting requested the Med MoU on PSC Secretariat to coordinate a correspondence group to provide the Committee with a proposal on the project of “PSCOs development structure scheme” to categorize and promote PSCOs according to qualifications and levels of training.
- The MAB meeting agreed to submit that proposal on annual action plan to fund the Education and Training of PSCOs including PSCOs exchange programmes to the Committee.
- The MAB meeting discussed the issue of developing the guidelines on Ballast Water Management Convention, and agreed to submit the proposal provided by the Maritime Authority of Malta, to the Committee.

THE INFORMATION CENTER (CIMED)

The Med MoU Information Center has been established in Morocco, for the purpose of exchanging information on port State inspection, in order to make available to authorities information on inspection of ships on other regional ports to assist them in their selection of foreign flag ships to be inspected and in the exercise of port State control in the region.

Most important achievements of the CIMED:

- Data exchange is always current with (GENSCAPE, EQUASIS, LLI, IMO, HIS, BS MoU).
- From July 2015, the Electronic Platform (MaKCs) hosting DLP and on Rule Check tool is available for all Med MoU PSCO's.
- MEDSIS mobile / Tablet is a public app displaying data from MEDMOU on port state control system, android version is available on Google store, and IOS version is also published.
- A checkbox for ISM related deficiencies in the 'Inspection Form' has been integrated into the MedSIS system.

CONCENTRATED INSPECTION CAMPAIGN (CIC)

- Between the 1st of September 2018 and the 30th of November 2018, ten Med MoU member states carried out a Concentrated Inspection Campaign (CIC) on MARPOL Annex VI.
- A total of 878 inspections were carried out with the CIC questionnaire. The overall CIC detention percentage was 1.8% (15 ships were detained).
- 1,270 ships inspected during the period of CIC and 878 inspections were performed with a CIC questionnaire.
- 28 ships were detained in the CIC. 1 detentions or 4 % of the detentions were CIC topic related. The overall detention rate (Percentage of all detentions per all inspections using CIC questionnaire) was 1.8 %. The CIC topic related detention rate was 0.11%.
- The overall rate of 0.11% for CIC-topic deficiency rate (average number of deficiencies reported per inspection) is a satisfactory result.

CO-OPERATION WITH THE IMO

- The Med MoU has inter-governmental status (IGO) since 2006 in IMO meetings.
- Exchange of Data with IMO; the uploading into GISIS is always current starting from August 2011.
- The Med MoU Secretariat's representative participated in the 5th session of the Sub-Committee on Implementation of IMO Instruments (III 5) which held in London, from 24 to 28 September 2018.

CO-OPERATION WITH THE EUROPEAN COMMISSION

Following the achievements of the previous EuroMed Cooperation on Maritime Safety and Prevention of Pollution from Ships (SAFEMED) projects, the European Commission launched the fourth SAFEMED project (SAFEMED IV). The European Maritime Safety Agency (EMSA) will be the implementing body of the project, started the development of the new information system for inspection data (THETIS-Med).

- On the 11 December 2018, EMSA organized a technical meeting on the development of THETIS-Med at the Merchant Marine Directorate of the Kingdom of Morocco for further technical discussion on the development of the THETIS-Med between EMSA, CIMED and the Med MoU Secretariat and in the presence of the Moroccan Maritime Merchant Director.
- From 10-11 October 2018, EMSA organized the Second Steering Committee Meeting on the SAFEMED IV project in Aqaba, Jordan and the Med MoU on PSC Secretariat represented and presented the recent activities and developments in the Mediterranean Region.



The 2nd Steering Committee meeting on the SAFEMED IV project October 2018 Aqaba, Jordan

CO-OPERATION WITH PARIS MOU

- The Med MoU has established and maintained effective and close cooperation with the Paris MoU, both at administrative and technical levels.
- Chairman of Med MoU on PSC Capt. Mark A. Chapelle represented the Med MoU at the 51th Paris MoU Committee meeting in Cascais, Portugal, on 07-11 May 2018.
- Paris MoU organized the specialized training on the Inspection of Bulk Carriers for Port State Control Officers in The Hague, Netherlands from 20 to 23 March 2018. The Maritime Authority of Israel representative participated in the course on behalf of the Med MoU.

CO-OPERATION WITH BLACK SEA MOU

The Med MoU has a special cooperation with the Black Sea MoU in the area of exchanging PSCOs to gain experience and harmonization on the job training between both MoUs.

The Med MOU was represented by the Republic of Turkey at the 19th Black Sea MoU Committee meeting in 2018 in Odessa Ukraine from 17 to 19 April.

CO-OPERATION WITH TOKYO MOU

The Eighth general training course (GTC8) for PSCOs organized by the Tokyo MoU, in cooperation with IMO was held in Japan, from 20 August to 14 September 2018; the Maritime Authority of Jordan representative participated in the course on behalf of the Med MoU.

CO-OPERATION WITH INDIAN OCEAN MOU

The Expert Mission Training on Port State Control (PSC), hosted by the Indian Ocean MoU in cooperation with IMO and the Tokyo MoU, was held in Mombasa, Kenya from 8 to 19 October 2018. The Maritime Authority of Egypt representative participated in the training e on behalf of the Med MoU.

ANNUAL STATISTICAL REPORT 2018

In the following annual statistics the figures of 2018 are listed, the figures show an increase in the number of inspections and decrease in the number of detentions.

INSPECTIONS

With a total number of 5,343 inspections performed in 2018, the inspection figures showed an increase of 143 inspections (2.75 %) compared with the figures of 2017.

The greatest contribution for inspections was from Turkey with 1,438 inspections then from Egypt with 1,100 inspections.

The greatest percentage of inspections was in the "General cargo/multipurpose ship" which was 1760 inspections (33% of all inspections).

DETENTIONS

The detention figures showed a decrease in the number of detentions in 2018 compared with 2017. The average detention rate in 2018 is 2.66%, which is lower than 2012, which showed a detention rate of 7.57%.

The greatest percentage of detentions was on "General cargo/multipurpose ship" which is 93 detentions (65% of total number of detentions).

DEFICIENCIES

Number of deficiencies (11,304)

In 2017, the number of deficiencies recorded was 12,786 deficiencies; in 2018, this number decreased by (11.6%) compared with 2017. The ratio of deficiencies per inspections decreased from 2.45 in 2017 to 2.11 in 2018.

The greatest percentage of deficiencies recorded was on "Certificate & Documentation" with 18.6% of total number of deficiencies (2,103 deficiencies), 1,699 deficiencies recorded for the "Safety of Navigation" and 1,155 deficiencies for the "Fire Safety".

Number of inspected ships with deficiencies (2,484)

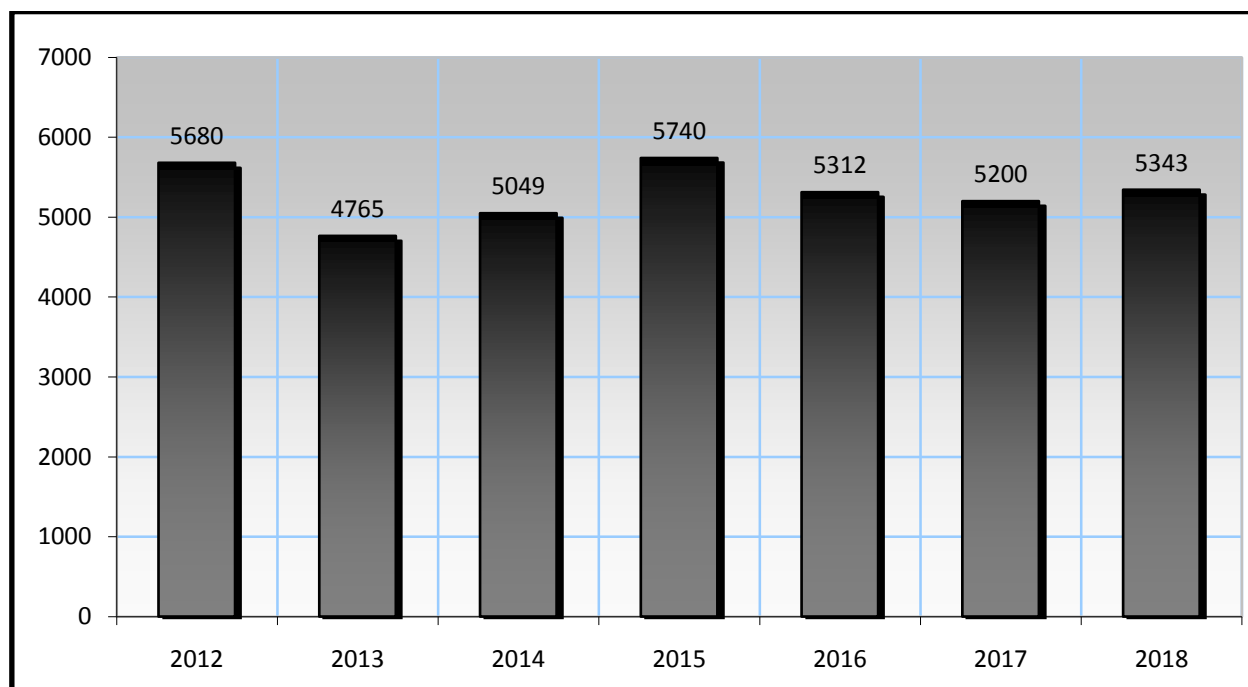
The greatest number of ships with deficiencies was in "General cargo/multipurpose ship" which recorded 1,227 ships (49% of total number of inspected ships with deficiencies).

STATISTICAL ANNEXES

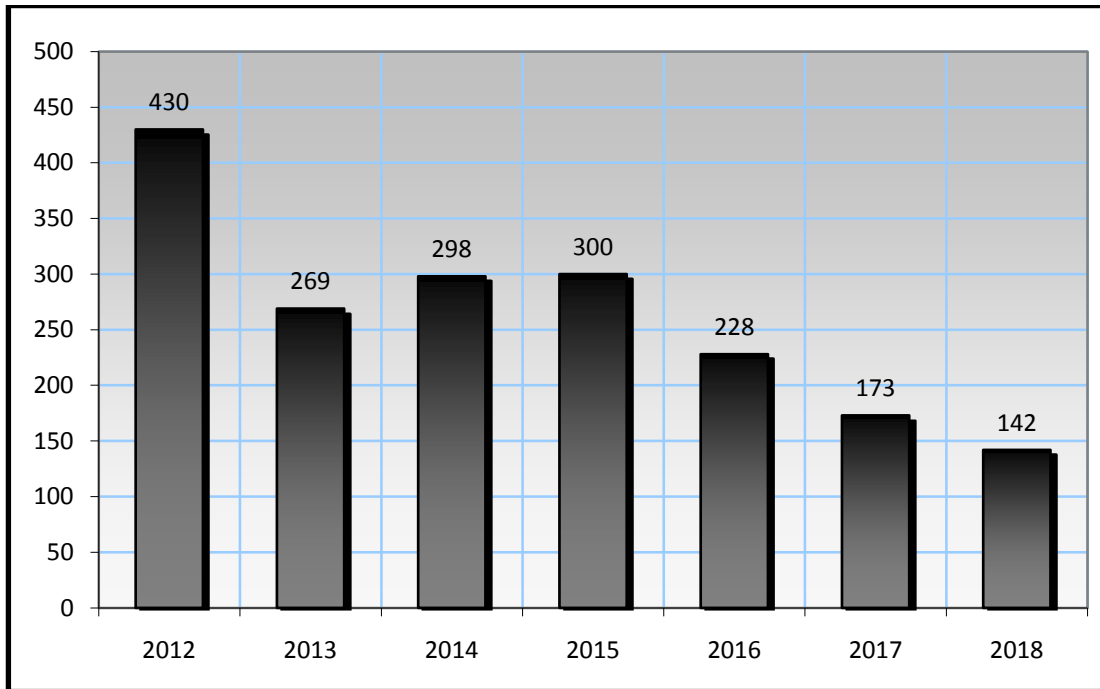
Contribution of Mediterranean MoU Members to Inspections / Detentions in Year 2012 - 2018

Country	Inspections								Detentions							
	2012	2013	2014	2015	2016	2017	2018	Total	2012	2013	2014	2015	2016	2017	2018	Total
Algeria	36	67	268	465	325	402	406	1969	14	7	3	4	2	0	0	30
Cyprus	106	100	126	136	144	119	114	845	6	9	18	12	13	11	8	77
Egypt	1660	1348	1650	1557	1060	1149	1100	9524	138	91	108	57	39	42	34	509
Israel	238	249	181	203	205	225	280	1581	22	19	7	14	25	6	4	97
Jordan	364	289	356	394	456	514	502	2875	4	0	5	1	3	8	9	30
Lebanon	542	561	518	577	649	577	547	3971	11	16	1	7	6	9	7	57
Malta	176	171	196	182	226	208	195	1354	11	17	13	7	5	5	6	64
Morocco	669	615	530	529	441	403	526	3713	7	4	1	0	2	1	0	15
Tunisia	127	99	99	141	279	343	235	1323	4	1	1	1	3	12	22	44
Turkey	1762	1266	1125	1556	1527	1260	1438	9934	213	105	141	197	130	79	52	917
	5680	4765	5049	5740	5312	5200	5343	37089	430	269	298	300	228	173	142	1840

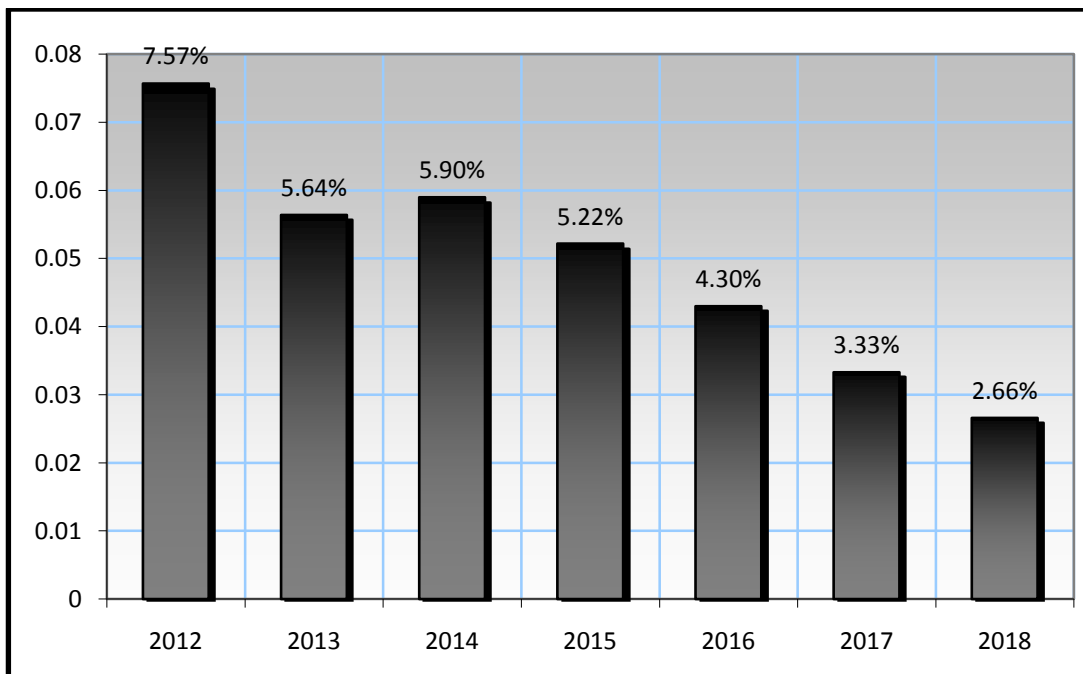
Number of inspections



Number of detentions

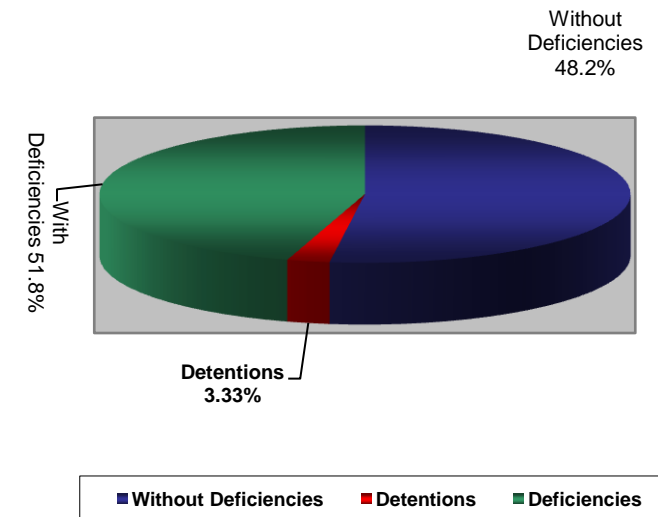
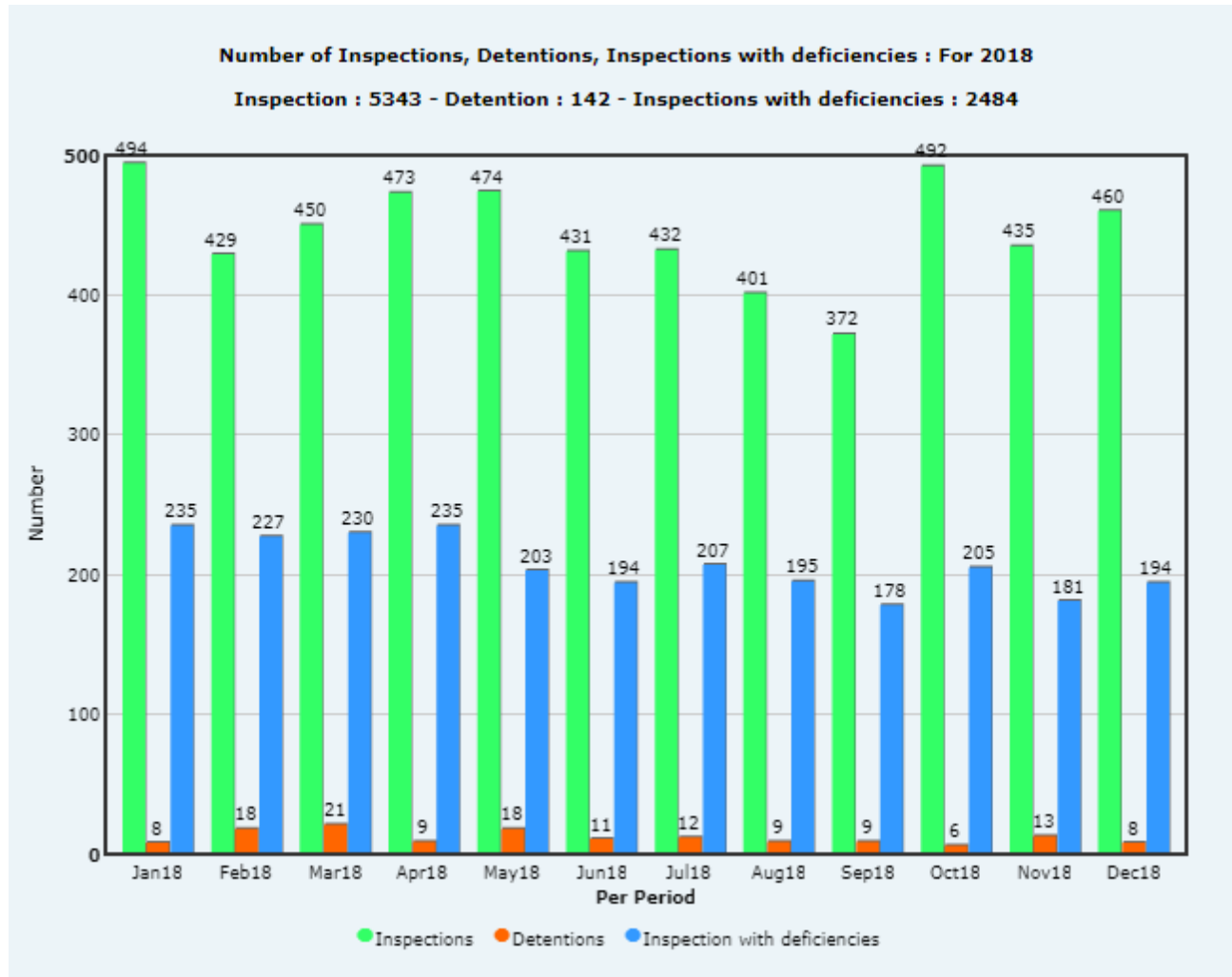


Detentions in % of inspections



Inspections for year 2018

Annual Figure



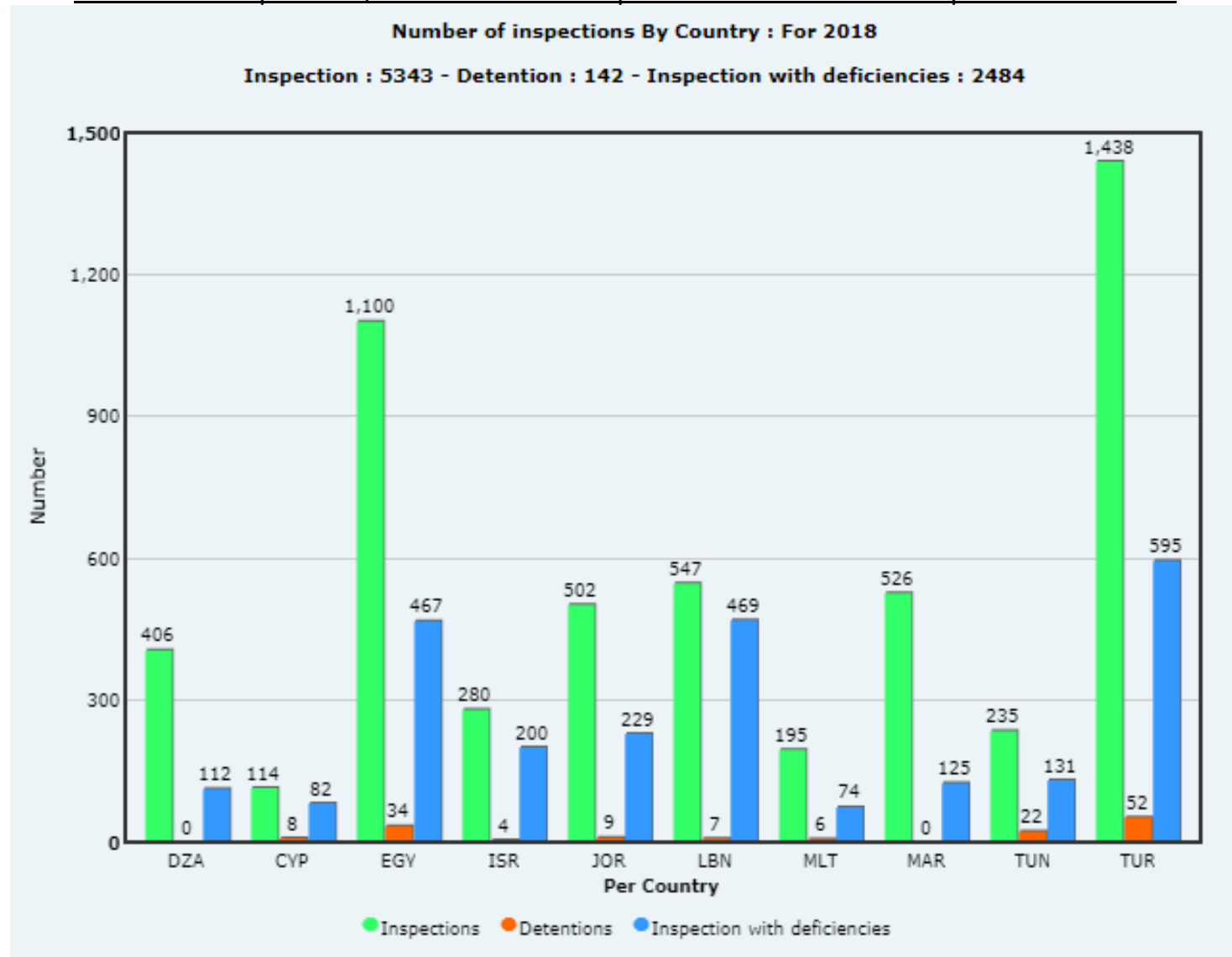
Statistics Summary

Summary Inspection/Detention/inspection with deficiencies

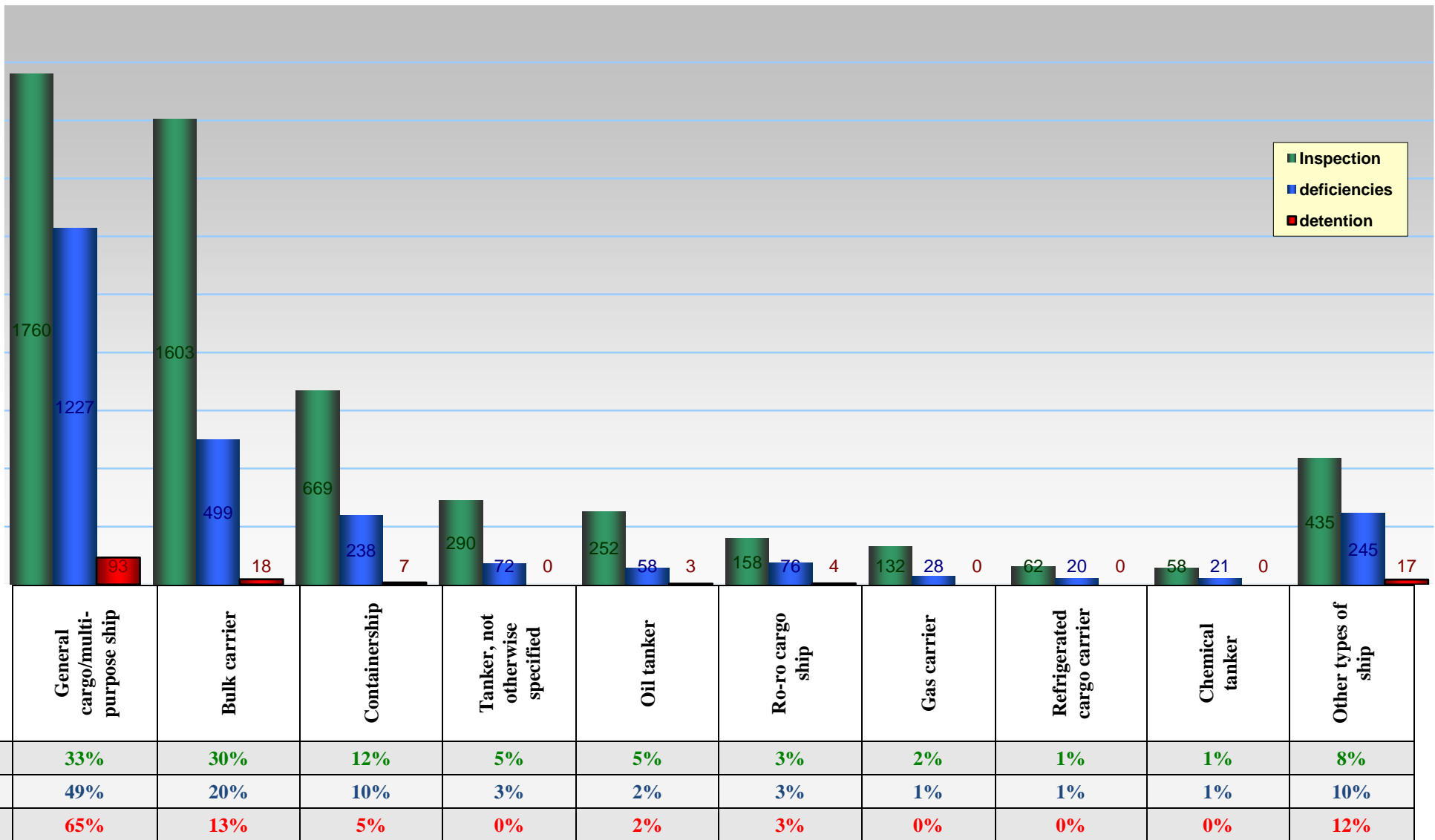
Recapitulation of MOU member's inspections: For 2018

PSC State	No. Individual Ships	Inspections	Performance Insp./No. of Ships	Inspections with deficiencies	Inspection without deficiencies	Deficiencies - %	Detentions	Detention- %	Detention with class related Detainable deficiencies
Algeria	3100	406	13.1%	112	294	27.52%	0	0.00%	0
Cyprus	575	114	19.8%	82	32	71.93%	8	7.02%	3
Egypt	5799	1100	18.9%	467	633	42.45%	34	3.09%	15
Israel	1814	280	15.4%	200	80	71.43%	4	1.43%	3
Jordan	542	502	92.6%	229	273	45.62%	9	1.79%	2
Lebanon	985	547	55.5%	469	78	85.74%	7	1.28%	0
Malta	---	195	---	74	121	37.95%	6	3.08%	2
Morocco	3637	526	14.5%	125	401	23.76%	0	0%	0
Tunisia	1496	235	15.7%	131	104	55.74%	22	9.36%	13
Turkey	5850	1438	24.6%	595	843	41.38%	52	3.62%	11
Total		5343		2484	2859		142		49

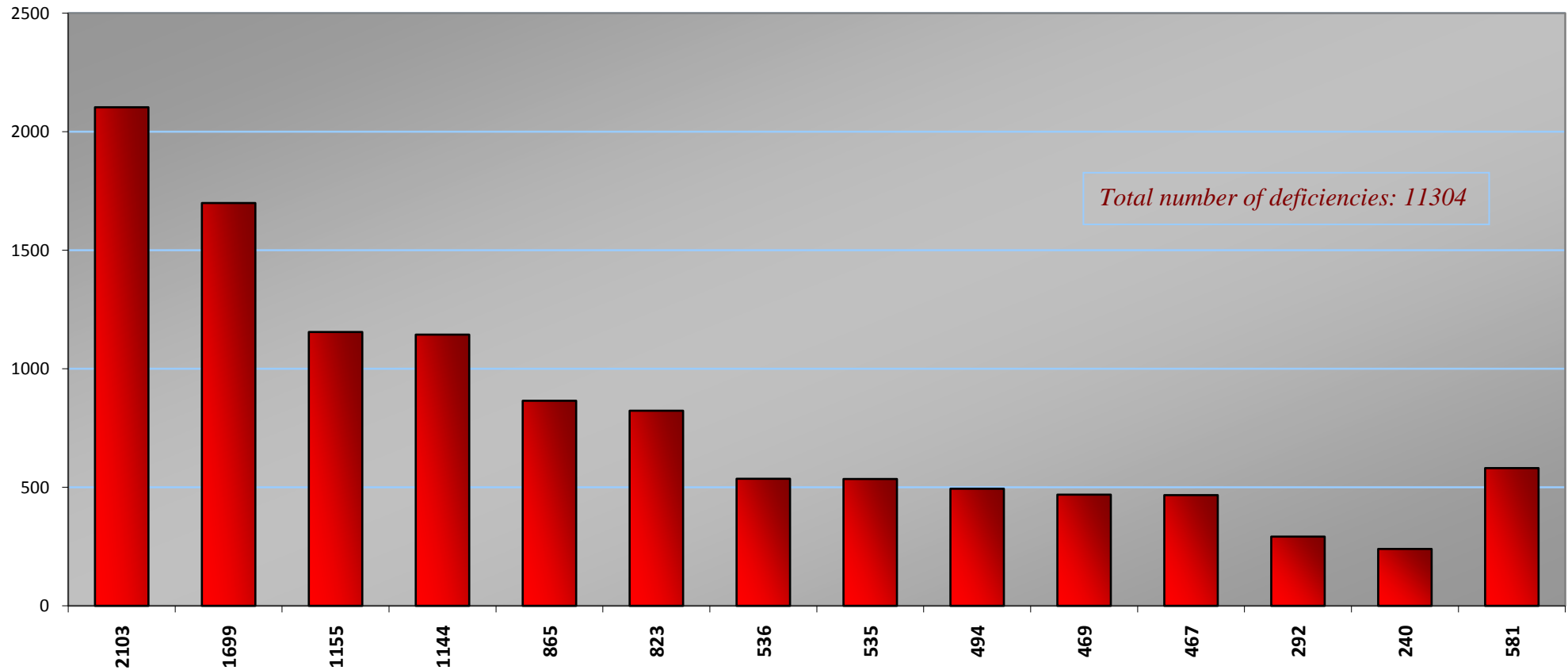
Number of Inspections, Detentions and Inspections with deficiencies per member state



Number and % of inspection, deficiencies and detention per ship's type



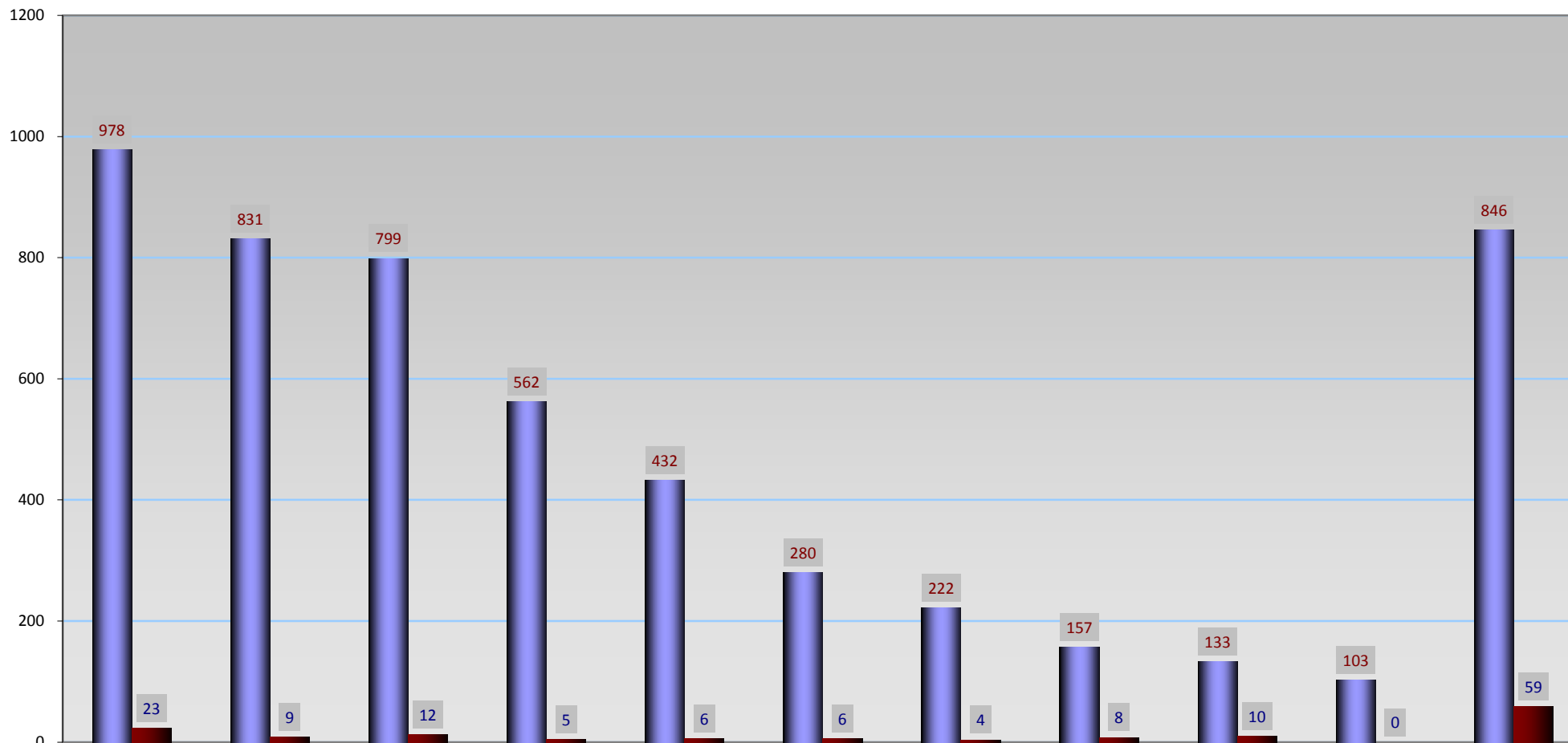
Number and % of nature of deficiencies



	Certificate & Documentation	Safety of navigation	Fire Safety	Working and Living Conditions	Life saving appliances	Propulsion and auxiliary machinery	Pollution Prevention	Labour Conditions	Structural Condition	Emergency Systems	Water / Weather tight Condition	Radio Communication	ISM	Others
Code	01	10	07	09	11	13	14	18	02	04	03	05	15	-----
Percentage	18%	15%	10%	10%	7%	7%	5%	5%	4%	4%	4%	3%	2%	3%

- This statistics include Deficiencies that had recorded more than 200 times in 2018.

Number and % of inspection, detention and detention's percentage per major Classification Society



	NKK	DNV GL	BV	LR	ABS	RINA	RMRS	DBS	INSB	CCS	Others
Detention %	2%	1%	2%	1%	1%	2%	2%	5%	8%	0%	7%

- This statistics include Classification Society that had more than 100 inspections in 2018.

Detailed annual figures

Detail inspection/detention/ % per Flag Administration

Flag State	Inspections	Detentions	Inspections with deficiencies	Detention-%	Inspection-% with deficiencies
Afghanistan	1	0	0	0%	0%
Albania	1	1	1	1	1
Algeria	5	0	3	0	0,6
Antigua and Barbuda	170	8	73	4.71%	42.94%
Antilles, Netherlands	11	0	9	0	81.82%
Azerbaijan	6	0	4	0	66.67%
Bahamas	118	1	37	0.85%	31.36%
Barbados	20	0	9	0	0,45
Belgium	12	0	4	0%	33.33%
Belize	88	5	56	5.68%	63.64%
Bermuda	13	0	4	0%	30.77%
Cambodia	2	0	2	0%	100%
Cayman Islands	17	0	4	0%	23.53%
China, Peopole's Rep. Of	24	0	8	0	33.33%
Comoros	82	8	79	9.76%	96.34%
Cook Islands	82	5	55	6.1%	67.07%
Croatia	1	0	0	0	0
Cyprus	85	0	39	0%	45.88%
Denmark	32	0	7	0%	21.88%
Dominica	1	0	1	0%	100%
Egypt	10	0	9	0%	0,9
Ethiopia	2	0	2	0%	1
Faeroes (FAS)	2	0	2	0%	1
Faroe Islands	1	0	1	0%	1
France	10	0	5	0%	50%
Germany	20	0	7	0%	35%
Gibraltar	41	1	21	2.44%	51.22%
Greece	104	4	27	3.85%	25.96%
Hong Kong, China	227	1	52	0.44%	22.91%

Flag State	Inspections	Detentions	Inspections with deficiencies	Detention-%	Inspection-% with deficiencies
India	4	2	3	0,5	0,75
Iran (Islamic Republic of)	1	0	0	0%	0
Israel	2	0	1	0%	50%
Italy	125	1	42	0.8%	33.6%
Jamaica	2	0	1	0%	50%
Japan	4	0	1	0%	0,25
Jordan	5	1	2	20%	0,4
Korea, Republic of	3	0	2	0%	66.67%
Latvia	3	0	2	0%	66.67%
Lebanon	16	0	13	0	81.25%
Liberia	543	4	170	0.74%	31.31%
Libya	3	0	2	0%	66.67%
Lithuania	8	1	3	12.5%	37.5%
Luxembourg	14	1	7	7.14%	0,5
Malaysia	2	0	2	0%	100%
Malta	520	5	171	0.96%	32.88%
Man, Isle of	32	1	9	3.12%	28.12%
Marshall Islands	445	3	128	0.67%	28.76%
Mexico	1	0	0	0	0
Moldova, Rep. of	69	7	64	10.14%	92.75%
Mongolia	4	0	3	0%	75%
Morocco	4	0	2	0	0,5
Nauru	1	0	0	0	0
Netherlands	109	1	47	0.92%	43.12%
NIUE	2	0	1	0	0,5
Norway	49	0	12	0%	24.49%
Palau	46	4	39	8.7%	84.78%
Panama	865	31	454	3.58%	52.49%
Philippines	18	0	5	0%	27.78%
Portugal	89	2	29	2.25%	32.58%
Qatar	1	0	1	0	1
Russian Federation	128	2	79	1.56%	61.72%

Flag State	Inspections	Detentions	Inspections with deficiencies	Detention-%	Inspection-% with deficiencies
Saint Vincent and the Grenadines	53	2	36	3.77%	67.92%
Samoa	4	1	3	0,25	0,75
Saudi Arabia	6	1	3	16.67%	0,5
Seychelles	1	0	0	0	0%
Sierra Leone	132	5	118	3.79%	89.39%
Singapore	221	2	64	0.9%	28.96%
Spain	12	0	9	0	0,75
Sri Lanka	1	0	0	0	0
St. kitts & Nevis	16	0	9	0%	56.25%
Sweden	2	0	1	0	0,5
Switzerland	8	0	5	0	62.5%
Syrian Arab Republic	2	0	2	0%	100%
Thailand	7	0	2	0	28.57%
Togo	190	15	179	7.89%	94.21%
Tunisia	3	0	3	0	1
Turkey	164	5	79	3.05%	48.17%
Tuvalu	22	1	14	4.55%	63.64%
Ukraine	8	0	6	0%	75%
United Kingdom	52	2	15	3.85%	28.85%
United Republic of Tanzania	83	6	79	7.23%	95.18%
United States of America	7	0	4	0	57.14%
Vanuatu	42	2	36	4.76%	85.71%
Viet Nam	1	0	1	0%	100%
Total	5343	142	2484		

Nature of deficiency number detailed by Flag Administration

Flag State	01	02	03	04	05	06	07	08	09	10	11	12	13	14	15	16	18	99
Albania			2	1			2			5	1				1		2	
Algeria	8				1		1		1	3	1			1			1	
Antigua and Barbuda	57	6	4	18	7	3	47	8	21	33	15		15	16	8	5	14	2
Antilles, Netherlands	8	2		1	1		5		4	2	1		4		1	2	1	
Azerbaijan	3	1		1			1			1	2							
Bahamas	17	2	3	2	3		11	4	9	16	7		8	3	3		2	1
Barbados	6	1	2	1	1	1	2	2	1	11			3		1		4	
Belgium	3	2			1				2	1			4		1	1		
Belize	38	10	5	19	4	1	15	2	38	57	26	3	23	14	8	11	10	
Bermuda	4						1				1				1			
Cambodia	2	3							2	4			1			1		
Cayman Islands	1	1		1							1							
China, People's Rep. Of	5		1	1			3	1	1	4				5	1		6	
Comoros	82	24	25	16	13	4	49	6	75	89	52		28	18	8	7	8	3
Cook Islands	37	4	8	9	3		40	5	27	55	8		23	9	6	8	14	
Croatia																		
Cyprus	20	10	3	14	2	2	28	5	10	13	8		18	5	4	1	13	
Denmark	2				2		1		2	1			2	1	1	1	1	
Dominica				1			3		1				2	1			1	
Egypt	16		1	2	1		3	1	6	8	3		1	4	1		3	
Ethiopia	1						1		1		1							
Faeroes (FAS)					1								2	1	1	2	1	
Faroe Islands													1					
France	4	1								3	1		6	3		1		
Germany	7						1		3	2	1		3	1				
Gibraltar	20	5	3	1	2		7	2	6	7	7		4	5	2	2	3	1
Greece	31	4	8	6	8		22		6	28	22		5	17	5		2	
Hong Kong, China	35	10	4	6	4		13	6	12	15	5		18	8	4	3	17	1

Flag State	01	02	03	04	05	06	07	08	09	10	11	12	13	14	15	16	18	99
India	8			1	1	2	4	1		4	2		2		2		5	
Iran (Islamic Republic of)																		
Israel							1											
Italy	27		4	4	5		21		6	24	2		11	10	1	1	8	
Jamaica				1						3								
Japan	1			2			2								1			
Jordan	4				3				1		2		4	1		1	2	
Korea, Republic of	3			1			2			1	1					1		
Latvia							1		1	1								
Lebanon	4	4	1	1		2		1	10	12	3		1	3	1		6	
Liberia	82	19	23	21	11	5	67	15	48	66	30	1	37	32	5	10	42	1
Libya	1				1					2	1							
Lithuania		1	1	1	1		1			1			1	2	1		1	
Luxembourg	2	1	3	1			4	1		4	2	1	1	1		1		
Malaysia	3									2				1				
Malta	154	26	15	30	20	3	65	19	55	80	35	2	62	31	15	16	29	2
Man, Isle of	10		1	3	2		6			3	2		3	2				
Marshall Islands	73	24	13	26	11	6	73	8	19	44	25		33	21	6	3	34	1
Mexico																		
Moldova, Rep. of	65	30	21	12	9		31	3	52	67	51		22	8	12	5	11	1
Mongolia		1		1			2		2	3	3		1		1		1	
Morocco	1									1			1				1	
Nauru																		
Netherlands	31	7	5	8	6	1	29		11	24	10		2	7	6	3	5	
NIUE	1															1		
Norway	6	3	2	2					1	4			1				1	
Palau	41	8	8	7	6		19	3	29	36	15		16	4	8	8	14	
Panama	442	84	84	85	68	10	190	30	200	284	145	6	143	134	44	33	141	5
Philippines	3			2			3	2	2	3	3		2	2	1	1	4	1
Portugal	15	5	2	1		2	20		9	6	8	2	10	9	3	1	2	

Flag State	01	02	03	04	05	06	07	08	09	10	11	12	13	14	15	16	18	99
Qatar	2																	
Russian Federation	53	19	13	16	10	1	38	7	40	48	21	1	26	18	7	7	13	
Saint Vincent and the Grenadines	34	6	8	5	11	3	18	3	21	33	14		12	5	2	2	2	
Samoa	8		2		2		4			2	1		1	1		1	1	
Saudi Arabia	1	1		1			2	1	1	1			7					
Seychelles																		
Sierra Leone	110	25	40	18	11	4	39	6	62	105	57		28	31	4	8	29	5
Singapore	39	14	8	6	3	1	30	5	8	22	8		22	8	2	7	18	1
Spain	12		1	3	1		8		3	6	3	1	6		1		1	
Sri Lanka																		
St. kitts & Nevis	6	3	4		1		5		3	3	1		2	1			1	1
Sweden								1						1			2	
Switzerland	2	2		1			2			1	1		4					
Syrian Arab Republic	6			1	3		2			7	2			1		1		
Thailand				1			2	1	2				2		1			
Togo	221	68	78	41	21	4	81	7	183	224	151	1	82	41	20	23	17	1
Tunisia	3					2	6		2	2					2			
Turkey	33	18	14	16	12	1	40	9	38	37	14		35	17	13	7	4	1
Tuvalu	21	2	3	2	3	1	4		6	10	4		4	3	3	2		
Ukraine		2	1				1		3	3	2		3		2			
United Kingdom	14	2	1	1			5	1	1	4	4		3	4	2	3	3	
United Republic of Tanzania	96	26	32	32	11	2	46	5	78	114	68		50	14	9	8	33	
United States of America	8	2					1		3	5				1				
Vanuatu	50	5	10	15	5	1	24	4	16	39	11		9	10	8		1	
Viet Nam													3					
Total	2103	494	467	469	292	62	115	175	114	169	865	18	823	536	240	199	535	28

MED MOU SECRETARIAT CONTACT DETAILS

Adm. Mokhtar AMMAR

Secretary General

E-mail : amm@medmou.org

Eng. Hossam Gadalla

Acting Deputy Secretary

E-mail : hossam@medmou.org

Postal Address: MED MOU Secretariat, ELMANDARA – P.O. Box: 3101
746 EL CORNISH STREET 17th FLOOR- (BLUE HORIZON
BUILDING)- ALEXANDRIA - EGYPT

Email Address : secretariat@medmou.org

Website : www.medmou.org

Telephone : + (203) 5505770

+ (203) 5505773

Fax : + (203) 5505578

CIMED CONTACT DETAILS

Mr. Mehdi Loutfi

Acting Director Med MoU Information Centre

E-mail : deputydirector@medmouic.org

Postal Address: Immeuble Direction de la Marine Marchande-Boulevard Félix Houphouet
BOIGNY, 20000, Casablanca - Morocco

Email Address : medmouic@medmouic.org

Website : www.medmouic.org

Telephone : + (212) 522 27 17 50/543 46 20

Fax : + (212) 522 27 17 63

Med MoU Member states Focal Point

Algeria



Name	MR. REZAL ABDELKRIM	
Position	Directeur De la Marine Marchande et des Ports Ministère des Transports.	
Address	1,RUE IBN BADIS EL MOUIZ -EL BIAR-(ex.Poirson) ALGIERS-ALGERIA	
Contacts	Phone: +213 21 92 98 81 Fax: +213 21 92 30 46	E-mail: rezalabdelkrim@yahoo.fr

Cyprus



Name	MR. KYRIAKOS KOFTEROS	
Position	Head, Coastal Navigation and Small Craft Division	
Address	Street Address : 2, Kyllinis street, CY-4007 Mesa Geitonia, Lemesos Postal Address : P.O.Box 56193, CY3305 Lemesos	
Contacts	Phone: +357 25848 100 Fax: +357 25848200	E-mail: kkofteros@dms.mcw.gov.cy

Egypt



Name	R. ADM: Hussein Mostafa Elgezeiry	
Position	Chairman of Egyptian Authority for Maritime Safety.	
Address	Alexandria – Bab Gomrok (1) Postal code 215.13	
Contacts	Phone: +203 4832041 Fax: +203 4875633	E-mail: eafms@mot.gov.eg

Israel



Name	Capt. MICHAEL SOLOMON	
Position	Manager JRCC Israeli Ministry of Transport & Shipping and Ports Administration	
Address	15A Pal – Yam St. Building "B", POB 806, Haifa 31999, Israel.	
Contacts	Phone: +972 48632110 Fax: +972 48632118	E-mail : solomonm@mot.gov

Jordan



Name	MR. SALAH ALI ABU AFIFEH	
Position	Director General– Jordan Maritime Commission.	
Address	The Hashemite Kingdom of Jordan P.O.Box 171-Aqaba 77110 Jordan.	
Contacts	Phone: +962 32015858 Fax: +962 32018049	E-mail: tech@jma.gov.jo

Lebanon



Name	ENG. ABDEL HAFIZ EL KAYSSI	
Position	General Director of Land & Maritime Transport.	
Address	Ministry of Public Works & Transport Georges Picot strrt Starco Bldg. 3rd Floor - Beirut - Lebanon.	
Contacts	Phone: +9611 3716 44 - 45- Fax: +9611371647	E-mail: ministry@transportation.gov.lb

Malta



Name	MR. IVAN SAMMUT	
Position	Registrar General of Shipping and Seamen Merchant Shipping Directorat.	
Address	Malta Transport Center Lija LJA 2021- Malta	
Contacts	Phone: +356 21250360 Fax: +356 21241460	E-mail: ivan.sammut@transport.gov.mt

Morocco



Name	DR. AMANE FETHALLAH	
Position	Director of the Merchant Marine Ministry of Equipment Transport and Logistics	
Address	Direction de la Marine Marchande Boulevard Félix Houphouët Boigny Casablanca - Maroc.	
Contacts	Phone : +212 529 028 602 Fax: +212 522 273 340	E-mail: amane.fethallah@gmail.com

Tunisia



Name	Mr. Kheireddine SGHAIER	
Position	Director of Fleet and Maritime Navigation.	
Address	Office de la Marine Marchande et des Ports – Batiment Administratif 2060 -La Goulette – Tunisia.	
Contacts	Phone: +216 29 905 107 Fax : +216 71 735 520	E-mail: k.essghaier@ommp.nat.tn

Turkey



Name	Mr.. Okay KILIÇ	
Position	General Director Ministry of Transport, Maritime Affaires and Communications General Directorate for Maritime and Inland Waters Regulation	
Address	T.C. Ulaştırma, Denizcilik ve Haberleşme Bakanlığı Deniz ve İçsular Hakkı Turaylıç Cad. No:5 Emek, Çankaya, Ankara, TÜRKİYE	
Contacts	Phone: +90 312 203 10 00 Fax: +90 312 231 3306	E-mail: psc@udhb.gov.tr



MEDITERRANEAN
M.O.U.